

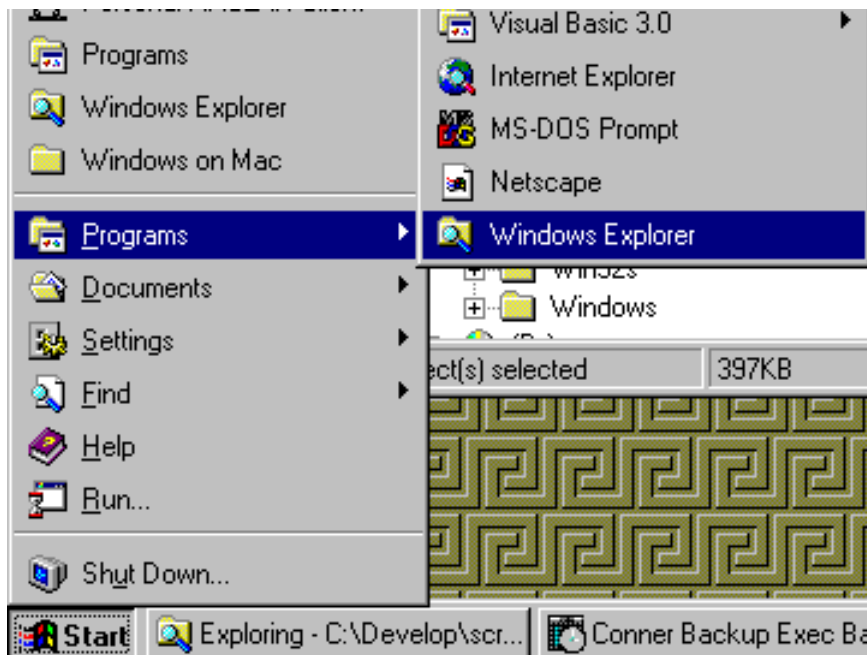
Installing and Running The House Manager

For Windows95 based PCs

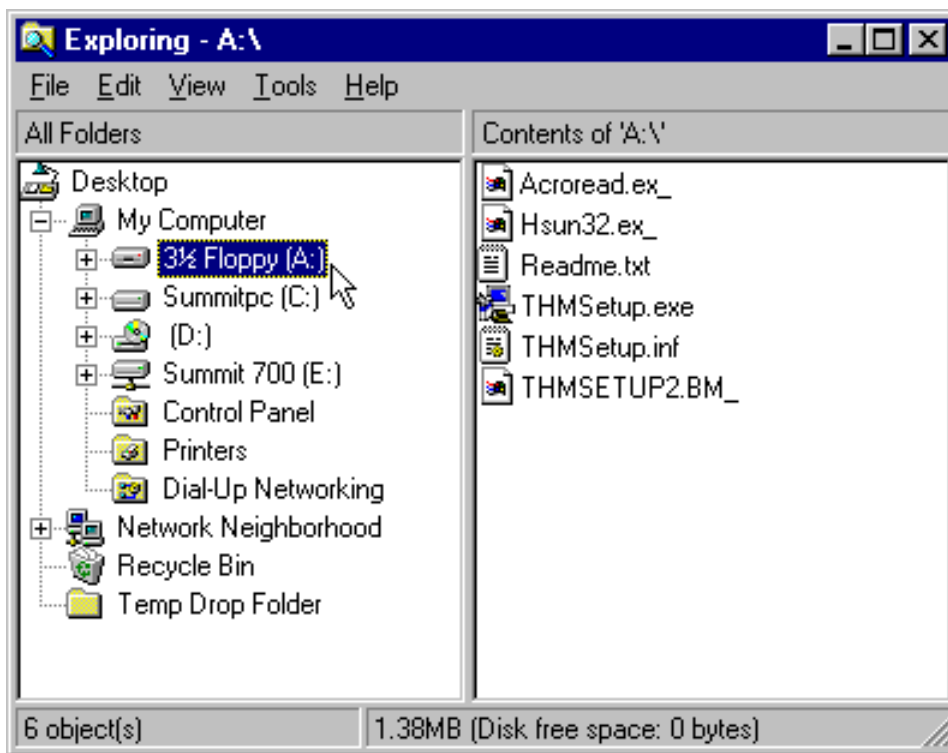
™

Install Disk 1 of The House Manager™ disks.

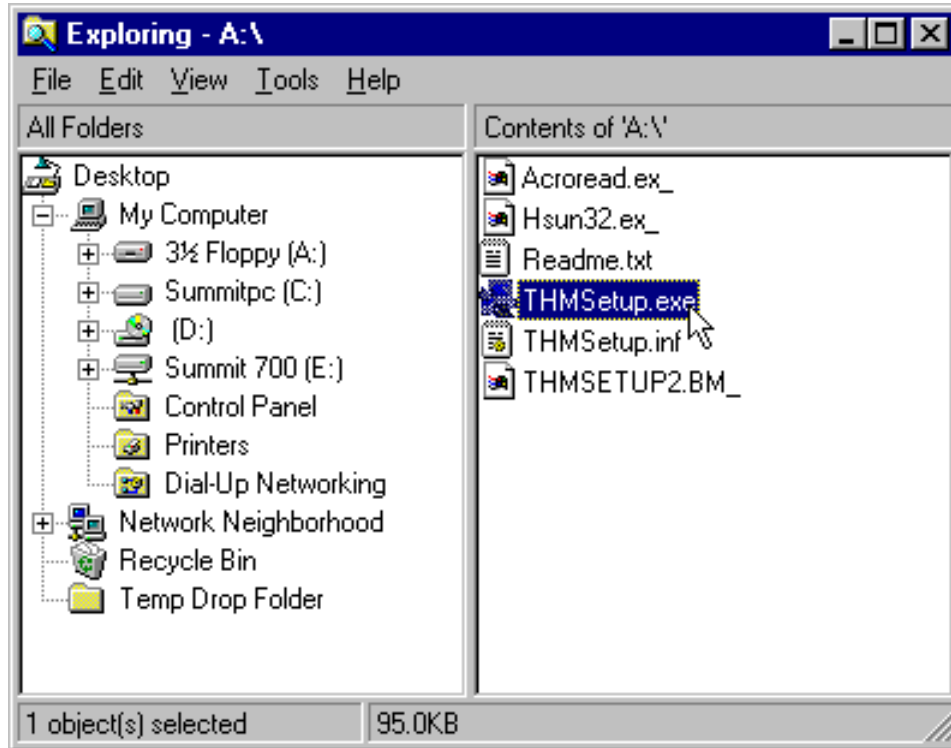
Launch the Windows Explorer from the TaskBar



Now select your 3.5 inch floppy drive in the left pane of the Windows Explorer.



When the contents of the Floppy drive are displayed in the right pane of the window, double click on the THMSetup.exe (you may not see the .exe extension and see just THMSetup) file .



From here, just follow the screen prompts that the installer displays to you.

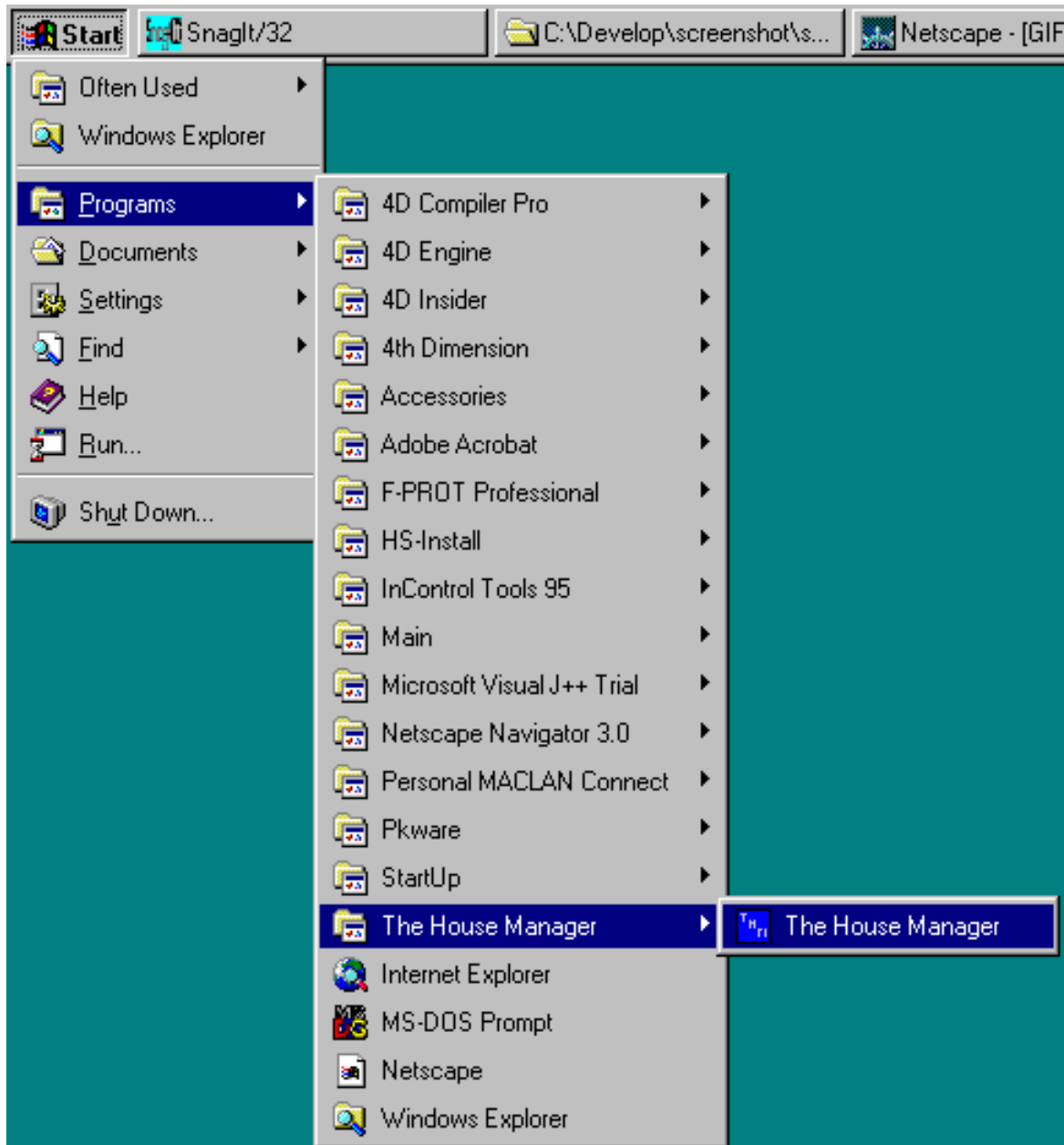
This installer will create a group, named The House Manager , in the Windows95 Task Bar.

What will be installed in a new directory (folder) named "THMv2 " will be:

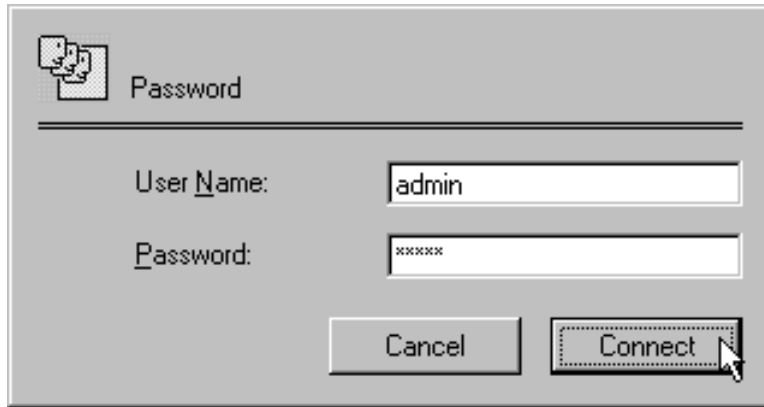
The House Manager files

- Thmsetup.inf
- Asifont.fon
- Asifont.map
- Asintppc.dll
- Asiport.rsr
- Thm21.EXE (The House Manager executable)
- License.txt
- Acroread.exe (Acrobat Reader Installer)
- THM_v2.pdf (The House Manager v2 Manual)
- A new directory named Win4DX with the following files enclosed
- Menutool.4dx
- Wintools.4dx
- Setuplog.txt
- Serial16.dll
- Thm21.RSR
- Thm21.4DC
- Qtdp32.dll
- Readme.txt
- Menutool.rsr
- Wintools.rsr

Once the installation is complete, simply use the TaskBar and navigate to The House Manager and select The House Manager. This will launch THM, see below.



After a moment, the password dialog, below, will be presented. Access to THM has 2 levels, a Admin user and a Data (for data entry) user. The Admin user has complete access to the database while the data user has very limited access.



Enter the following data to gain access to THM. Please note that passwords are case sensitive.

Admin User	Data User
User Name: admin	User Name: data
Password: admin	Password:

Once you click on the Connect button, you are on your way.

NOTE: The first time you launch THM you will be asked to select a Data file. Click on the New button in the lower right. A Save File dialog will appear, simply click on Save and continue.

The documentation is in Adobe Acrobat format. The documentation requires Adobe Acrobat to view, which is included (Acroread.exe)

If you have any questions or require assistance, feel free to call us at 970.495.9790. We also have a great deal of information on our web site, <http://www.summittech.com>, which may also be of assistance in answering many of your questions about The House Manager™.

Thanks for your support,



David Fordham, President
Summit Technologies, Inc.